

FEATURES

- * RECTANGULAR LIGHT BAR
- * LARGE, BRIGHT, UNIFORM LIGHT EMITTING AREAS
- * LOW POWER REQUIREMENT
- * HIGH BRIGHTNESS & HIGH CONTRAST
- * SOLID STATE RELIABILITY
- * CATEGORIZED FOR LUMINOUS INTENSITY

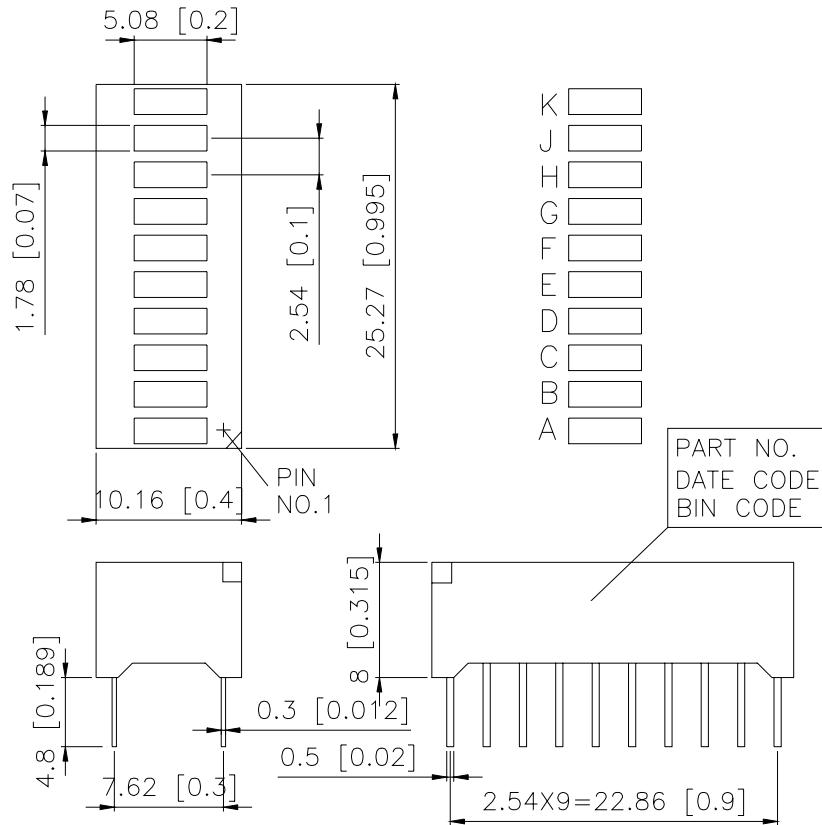
DESCRIPTION

The LTA-1000Y-09 is a ten rectangular light sources array display designed for a variety of applications where a continuously large, bright source of light is required. This device uses yellow LED chips,(GaAsP epi on GaAs substrate). The display has black face and white segments.

DEVICE

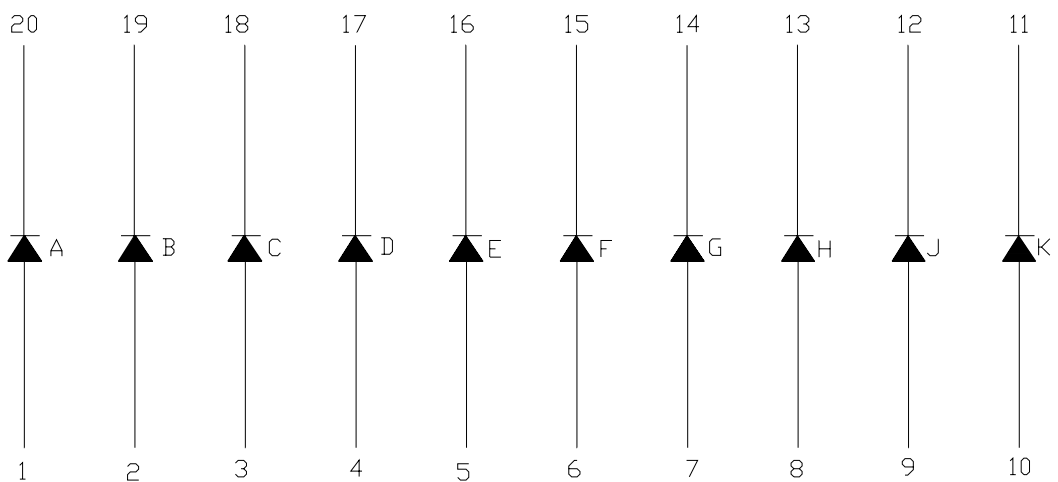
PART NO.	DESCRIPTION
Yellow	Universal
LTA-1000Y-09	Ten Rectangular Bar

PACKAGE DIMENSIONS



NOTES: All dimensions are in millimeters. Tolerances are ± 0.25 mm (0.01") unless otherwise noted.

INTERNAL CIRCUIT DIAGRAM



PIN CONNECTION

No.	CONNECTION
1	ANODE A
2	ANODE B
3	ANODE C
4	ANODE D
5	ANODE E
6	ANODE F
7	ANODE G
8	ANODE H
9	ANODE J
10	ANODE K
11	CATHODE K
12	CATHODE J
13	CATHODE H
14	CATHODE G
15	CATHODE F
16	CATHODE E
17	CATHODE D
18	CATHODE C
19	CATHODE B
20	CATHODE A

ABSOLUTE MAXIMUM RATING

PARAMETER	MAXIMUM RATING	UNIT
Power Dissipation Per Segment	60	mW
Peak Forward Current Per Segment (Frequency 1Khz, 10% duty cycle)	80*	mA
Continuous Forward Current Per Segment	20	mA
Forward Current Derating from 25 ⁰ C	0.27	mA/
Reverse Voltage Per Segment	5	V
Operating Temperature Range	-35 to +85	
Storage Temperature Range	-35 to +85	
Soldering Conditions : 1/16 inch below seating plane for 3 seconds at 260 ⁰ C		

* see figure 5 to establish pulsed condition

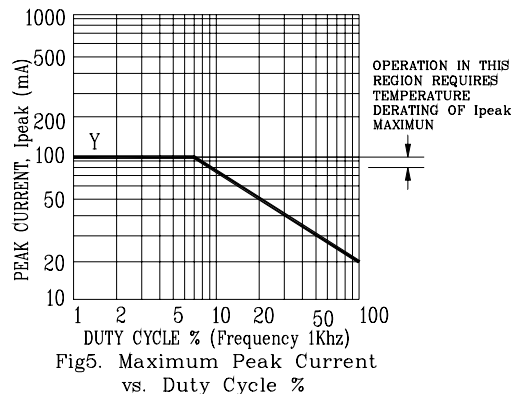
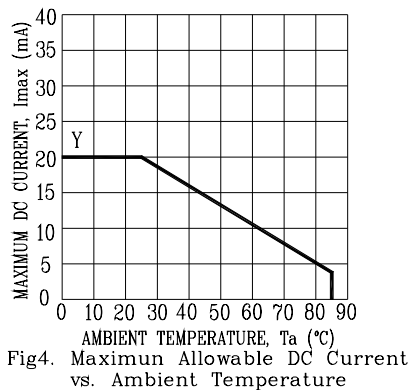
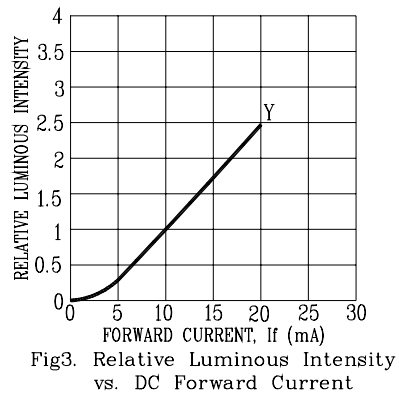
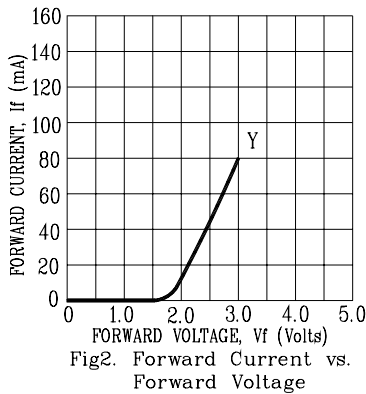
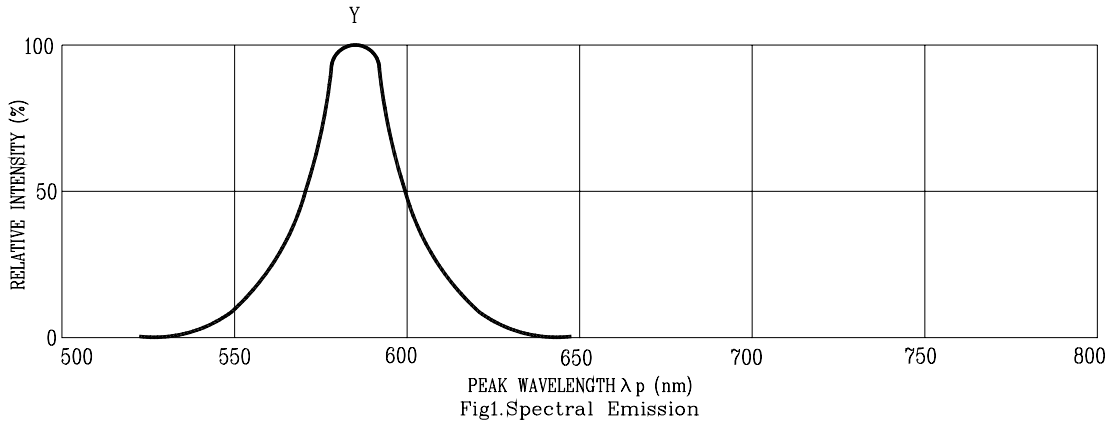
ELECTRICAL / OPTICAL CHARACTERISTICS AT Ta=25°C

PARAMETER	SYMBOL	MIN.	TYP.	MAX.	UNIT	TEST CONDITION
Average Luminous Intensity	I _v	540	2000		μcd	I _F =10mA
Peak Emission Wavelength	λ _p		585		nm	I _F =20mA
Spectral Line Half-Width	Δλ		35		nm	I _F =20mA
Dominant Wavelength	λ _d		588		nm	I _F =20mA
Forward Voltage Per Segment	V _F		2.1	2.6	V	I _F =20mA
Reverse Current Per Segment	I _R			100	μA	V _R =5V
Luminous Intensity Matching Ratio	I _v -m			2:1		I _F =10mA

Note: Luminous intensity is measured with a light sensor and filter combination that approximates the CIE (Commision Internationale De L'Eclairage) eye-response curve.

TYPICAL ELECTRICAL / OPTICAL CHARACTERISTIC CURVES

(25°C Ambient Temperature Unless Otherwise Noted)



NOTE : Y= YELLOW